




Description	Model	Specifications	List Price Per Grade																									
Swivel	50SW5000W All Wood 50SW5000U Uph. Seat	<table border="1"> <thead> <tr> <th>Dimensions</th> <th>D</th> <th>W</th> <th>H</th> </tr> </thead> <tbody> <tr> <td>Overall</td> <td>22</td> <td>23 ¼</td> <td>32-36</td> </tr> <tr> <td>Seat</td> <td>17 ½</td> <td>19 ¾</td> <td>14 ⅝-18 ⅝</td> </tr> <tr> <td>Arm</td> <td colspan="3">26-30</td> </tr> </tbody> </table> <table border="1"> <thead> <tr> <th>Upholstery</th> <th colspan="2">Shipping</th> </tr> </thead> <tbody> <tr> <td>COM Ydg</td> <td>1</td> <td>Ctn Wt 45</td> </tr> <tr> <td>COL Sq Ft</td> <td>12</td> <td>Cu Ft 12</td> </tr> </tbody> </table>	Dimensions	D	W	H	Overall	22	23 ¼	32-36	Seat	17 ½	19 ¾	14 ⅝-18 ⅝	Arm	26-30			Upholstery	Shipping		COM Ydg	1	Ctn Wt 45	COL Sq Ft	12	Cu Ft 12	All Wood \$1,182 COM \$1,253 A \$1,281 B \$1,300 COL/C \$1,334 D \$1,375 E \$1,418 F \$1,463 G \$1,527 H \$1,596 I \$1,702 J \$1,831 L1 \$1,540 L2 \$1,609
Dimensions	D	W	H																									
Overall	22	23 ¼	32-36																									
Seat	17 ½	19 ¾	14 ⅝-18 ⅝																									
Arm	26-30																											
Upholstery	Shipping																											
COM Ydg	1	Ctn Wt 45																										
COL Sq Ft	12	Cu Ft 12																										
 50SW5000W all wood	 50SW5000U uph. seat	<ul style="list-style-type: none"> optional five star base with pneumatic lift - add \$67 list dual black casters available, no upcharge - specify when ordering optional jury base available, revolves, tilts, self-centering plate - add \$166 list optional jury base does not include site installation hardware 																										
 optional jury base																												

SWIVEL

To Order, Specify:

- ① Model Number
- ② Wood Species - Oak (O) or Maple (M)
- ③ Wood Finish/Color
- ④ Fabric Selection - vendor, pattern and color
- ⑤ Optional Trim Nails - add \$100 list per chair

③ Wood Finish/Color Options:

- | | |
|--------------------|-------------------|
| Espresso Walnut | Natural Cherry |
| Empire Walnut | Amber Cherry |
| Natural Walnut | Cinnamon Cherry |
| Royale Walnut | Collectors Cherry |
| Richleigh Walnut | Mocha Cherry |
| Old World Mahogany | Mahogany Cherry |
| Crescent Cherry | Sunrise Maple |
| Landmark Oak | |
| Harbor Oak | |

Specifications

- Wood species - Oak or Maple.
- Seat is upholstered with 1 ½" high density polyurethane foam and features horseshoe style upholstery.
- Spiral grooved hardwood dowels with corner blocks, glue and screws.

- ④ See a selection of graded in fabric manufacturers and patterns on pages 9-17. Contact Customer Service for additional fabric options.

Washington Order Check List:



GUEST

Specify:

- 1. Model Number
- 2. Wood Species - Oak (O) or Maple (M)
- 3. Wood Finish/Color
- 4. Fabric Selection - vendor, pattern and color
- 5. Optional FRONT LEG Casters - add \$52 list; specify seat height
NOT AVAILABLE on BENCHES
- 6. Optional Trim Nails - add \$100 list per chair; add \$128 list per bench
- 7. Optional Rubber Cushion Nylon Glides - no upcharge

Example:

50SW5002W | O | HARBOR OAK | MOMENTUM | VOX | MYSTIC
 (model #) | (wood species) | (finish) | (fabric vendor) | (pattern name) | (pattern color)

1. Model Number

2. Wood Species - Oak (O) or Maple (M)

3. Wood Finish/Color Options:

- | | |
|--------------------|-------------------|
| Espresso Walnut | Natural Cherry |
| Empire Walnut | Amber Cherry |
| Natural Walnut | Cinnamon Cherry |
| Royale Walnut | Collectors Cherry |
| Richleigh Walnut | Mocha Cherry |
| Old World Mahogany | Mahogany Cherry |
| Crescent Cherry | Sunrise Maple |
| Landmark Oak | |
| Harbor Oak | |

4. Fabric Selection - Please supply the following:

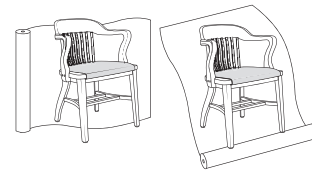
- Fabric vendor
- Pattern name
- Pattern color

All COM orders must include the following:

- Vendor's name, pattern name and color
- Sample of the fabric attached to order
- Model numbers of items for fabric application
- Special application instructions (e.g., all stripes will be applied front to back unless specified otherwise)
- Customer and purchase order number



Ship prepaid COM material to:
 Jasper Desk
 Attn: COM Dept
 201 East Martin Street
 Receiving B, Dock 71
 Orleans, IN 47542

Application of fabric:
 Railroaded Up the Roll



All COM orders will ship at standard lead time from receipt of COM except for orders requiring special custom matched finishes.

5. Optional trim nails - add \$100 list per chair; add \$128 list per bench

Description	Model	Specifications				List Price Per Grade	
		Dimensions	D	W	H	All Wood	COM
 50GC5002W all wood	50GC5002W All Wood 50GC5002U Uph. Seat • optional front leg casters available - add \$52 list for set of 2 casters	Overall	23 ½	24	32 ¼	\$915	\$994
		Seat	17 ¾	19 ¾	18 ½		
 50GC5002U uph. seat		Arm			28 ¾		
			Upholstery		Shipping		
		COM Ydg	1	Ctn Wt	39		
		COL Sq Ft	12	Cu Ft	13		

- A \$1,020
- B \$1,038
- COL/C \$1,071
- D \$1,113
- E \$1,157
- F \$1,202
- G \$1,266
- H \$1,334
- I \$1,441
- J \$1,568
- L1 \$1,278
- L2 \$1,347

GUEST

To Order, Specify:

- 1 Model Number
- 2 Wood Species - Oak (O) or Maple (M)
- 3 Wood Finish/Color
- 4 Fabric Selection - vendor, pattern and color
- 5 Optional FRONT LEG Casters - add \$52 list; specify seat height. **NOT AVAILABLE on BENCHES**
- 6 Optional Trim Nails - add \$100 list per chair; add \$128 list per bench
- 7 Optional Rubber Cushion Nylon Glides - no upcharge



3 Wood Finish/Color Options:



- | | |
|--------------------|-------------------|
| Espresso Walnut | Natural Cherry |
| Empire Walnut | Amber Cherry |
| Natural Walnut | Cinnamon Cherry |
| Royale Walnut | Collectors Cherry |
| Richleigh Walnut | Mocha Cherry |
| Old World Mahogany | Mahogany Cherry |
| Crescent Cherry | Sunrise Maple |
| Landmark Oak | |
| Harbor Oak | |


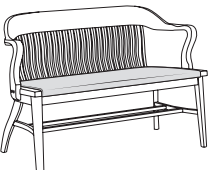
- 4 See a selection of graded in fabric manufacturers and patterns on pages 9-17. Contact Customer Service for additional fabric options.

Specifications

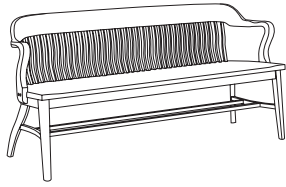
- Wood species - Oak or Maple.
- Seat is upholstered with 1 ½" high density polyurethane foam and features horseshoe style upholstery.
- Spiral grooved hardwood dowels with corner blocks, glue and screws.
- Standard with rubber cushion metal glides.

Description	① Model	Specifications	List Price Per Grade																								
Armless  	50GC5006W All Wood 50GC5006U Uph. Seat · optional front leg casters available - add \$52 list for set of 2 casters	<table border="1"> <thead> <tr> <th>Dimensions</th> <th>D</th> <th>W</th> <th>H</th> </tr> </thead> <tbody> <tr> <td>Overall</td> <td>23 ¾</td> <td>20</td> <td>32 ¼</td> </tr> <tr> <td>Seat</td> <td>18 ¼</td> <td>20 ¾</td> <td>19 ¼</td> </tr> <tr> <th colspan="2">Upholstery</th> <th colspan="2">Shipping</th> </tr> <tr> <td>COM Ydg</td> <td>1</td> <td>Ctn Wt</td> <td>37</td> </tr> <tr> <td>COL Sq Ft</td> <td>12</td> <td>Cu Ft</td> <td>13</td> </tr> </tbody> </table>	Dimensions	D	W	H	Overall	23 ¾	20	32 ¼	Seat	18 ¼	20 ¾	19 ¼	Upholstery		Shipping		COM Ydg	1	Ctn Wt	37	COL Sq Ft	12	Cu Ft	13	All Wood \$842 COM \$923 A \$947 B \$965 COL/C \$998 D \$1,043 E \$1,085 F \$1,129 G \$1,193 H \$1,262 I \$1,369 J \$1,496 L1 \$1,206 L2 \$1,274
	Dimensions	D	W	H																							
Overall	23 ¾	20	32 ¼																								
Seat	18 ¼	20 ¾	19 ¼																								
Upholstery		Shipping																									
COM Ydg	1	Ctn Wt	37																								
COL Sq Ft	12	Cu Ft	13																								
50GC5006W all wood	50GC5006U uph. seat																										

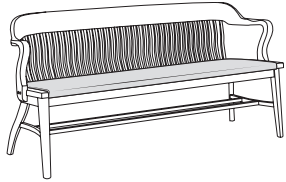
Description	① Model	Specifications	List Price Per Grade																												
Low Arm  	50GC5004W All Wood 50GC5004U Uph. Seat · low arm - 26" arm height · optional front leg casters available - add \$52 list for set of 2 casters	<table border="1"> <thead> <tr> <th>Dimensions</th> <th>D</th> <th>W</th> <th>H</th> </tr> </thead> <tbody> <tr> <td>Overall</td> <td>22 ½</td> <td>22 ¼</td> <td>33</td> </tr> <tr> <td>Seat</td> <td>17 ¾</td> <td>19 ½</td> <td>18 ¼</td> </tr> <tr> <td>Arm</td> <td></td> <td></td> <td>26</td> </tr> <tr> <th colspan="2">Upholstery</th> <th colspan="2">Shipping</th> </tr> <tr> <td>COM Ydg</td> <td>1</td> <td>Ctn Wt</td> <td>38</td> </tr> <tr> <td>COL Sq Ft</td> <td>12</td> <td>Cu Ft</td> <td>13</td> </tr> </tbody> </table>	Dimensions	D	W	H	Overall	22 ½	22 ¼	33	Seat	17 ¾	19 ½	18 ¼	Arm			26	Upholstery		Shipping		COM Ydg	1	Ctn Wt	38	COL Sq Ft	12	Cu Ft	13	All Wood \$1,008 COM \$1,084 A \$1,110 B \$1,128 COL/C \$1,161 D \$1,205 E \$1,247 F \$1,292 G \$1,356 H \$1,424 I \$1,531 J \$1,659 L1 \$1,369 L2 \$1,438
	Dimensions	D	W	H																											
Overall	22 ½	22 ¼	33																												
Seat	17 ¾	19 ½	18 ¼																												
Arm			26																												
Upholstery		Shipping																													
COM Ydg	1	Ctn Wt	38																												
COL Sq Ft	12	Cu Ft	13																												
50GC5004W all wood	50GC5004U uph. seat																														

Description	① Model	Specifications	List Price Per Grade																												
Bench 49" W  	50GC5008W All Wood 50GC5008U Uph. Seat · casters not available	<table border="1"> <thead> <tr> <th>Dimensions</th> <th>D</th> <th>W</th> <th>H</th> </tr> </thead> <tbody> <tr> <td>Overall</td> <td>23</td> <td>49 ¼</td> <td>33</td> </tr> <tr> <td>Seat</td> <td>17 ¾</td> <td>45 ¼</td> <td>18 ¼</td> </tr> <tr> <td>Arm</td> <td></td> <td></td> <td>28 ½</td> </tr> <tr> <th colspan="2">Upholstery</th> <th colspan="2">Shipping</th> </tr> <tr> <td>COM Ydg</td> <td>7/8</td> <td>Ctn Wt</td> <td>76</td> </tr> <tr> <td>COL Sq Ft</td> <td>23</td> <td>Cu Ft</td> <td>31</td> </tr> </tbody> </table>	Dimensions	D	W	H	Overall	23	49 ¼	33	Seat	17 ¾	45 ¼	18 ¼	Arm			28 ½	Upholstery		Shipping		COM Ydg	7/8	Ctn Wt	76	COL Sq Ft	23	Cu Ft	31	All Wood \$3,267 COM \$3,312 A \$3,370 B \$3,387 COL/C \$3,416 D \$3,452 E \$3,491 F \$3,529 G \$3,585 H \$3,646 I \$3,739 J \$3,852 L1 \$3,597 L2 \$3,657
	Dimensions	D	W	H																											
Overall	23	49 ¼	33																												
Seat	17 ¾	45 ¼	18 ¼																												
Arm			28 ½																												
Upholstery		Shipping																													
COM Ydg	7/8	Ctn Wt	76																												
COL Sq Ft	23	Cu Ft	31																												
50GC5008W all wood	50GC5008U uph. seat																														

Description	Model	Specifications			List Price Per Grade		
		Dimensions	D	W	H	All Wood	COM
Bench 69" W	50GC5010W All Wood	Overall	23	69 1/2	33 1/2	\$3,664	\$3,800
	50GC5010U Uph. Seat · casters not available	Seat	18	66 1/4	18	\$3,879	\$3,921
		Arm			28 1/2	\$3,921	\$3,995
		Upholstery		Shipping		\$4,092	\$4,189
		COM Ydg	2 1/4	Ctn Wt	109	\$4,189	\$4,289
		COL Sq Ft	23	Cu Ft	47	\$4,289	\$4,434
						\$4,434	\$4,588
						\$4,588	\$4,827
						\$4,827	\$5,116
						\$5,116	\$4,462
						\$4,462	\$4,616



50GC5010W
all wood



50GC5010U
uph. seat

GUEST

To Order, Specify:

- 1 Model Number
- 2 Wood Species - Oak (O) or Maple (M)
- 3 Wood Finish/Color
- 4 Fabric Selection - vendor, pattern and color
- 5 Optional FRONT LEG Casters - add \$52 list; specify seat height. **NOT AVAILABLE on BENCHES**
- 6 Optional Trim Nails - add \$100 list per chair; add \$128 list per bench
- 7 Optional Rubber Cushion Nylon Glides - no upcharge

3 Wood Finish/Color Options:

- Espresso Walnut
- Empire Walnut
- Natural Walnut
- Royale Walnut
- Richleigh Walnut
- Old World Mahogany
- Crescent Cherry
- Landmark Oak
- Harbor Oak
- Natural Cherry
- Amber Cherry
- Cinnamon Cherry
- Collectors Cherry
- Mocha Cherry
- Mahogany Cherry
- Sunrise Maple

- 4 See a selection of graded in fabric manufacturers and patterns on pages 9-17. Contact Customer Service for additional fabric options.

Specifications

- Wood species - Oak or Maple.
- Seat is upholstered with 1 1/2" high density polyurethane foam and features horseshoe style upholstery.
- Spiral grooved hardwood dowels with corner blocks, glue and screws.
- Standard with rubber cushion metal glides.